

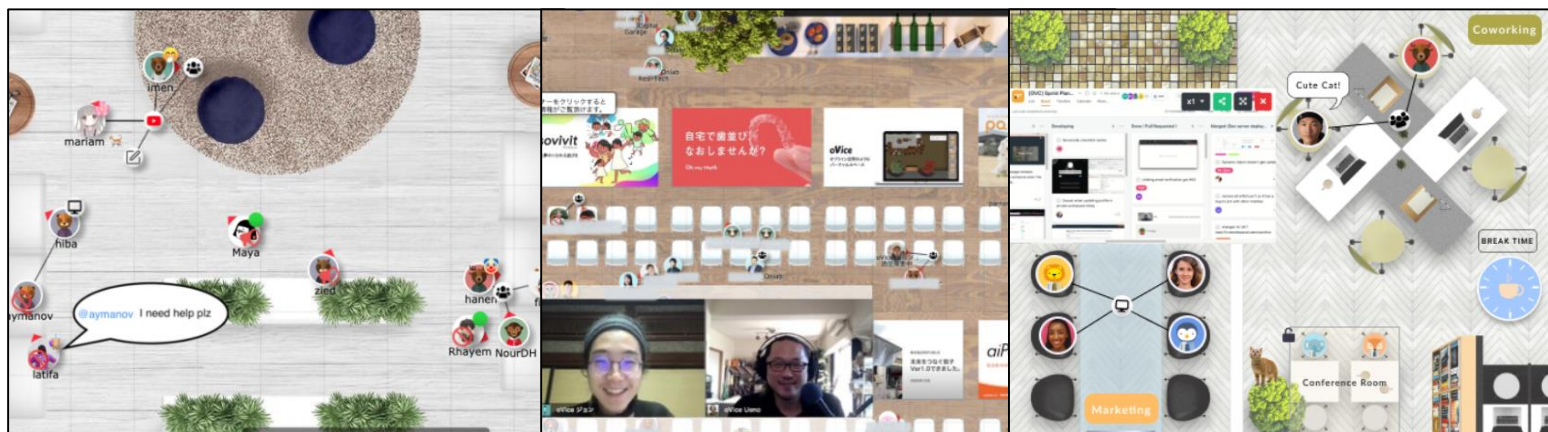


# What is oVice?

**oVice allows you to communicate with avatars in a virtual venue.**



**Avatar**



**oVice: <https://ovice.in/index.html>**

- **Able to have an interactive conversation via your own avatar just by approaching to the other !**
- **Easy to join in other people's conversations!**
- **The voice approaches or moves away according to the distances among the avatars.**
- **Face to face conversations are possible on virtual!**
- **Possible to share screen on the spot!**

**In-person like communication is available.**

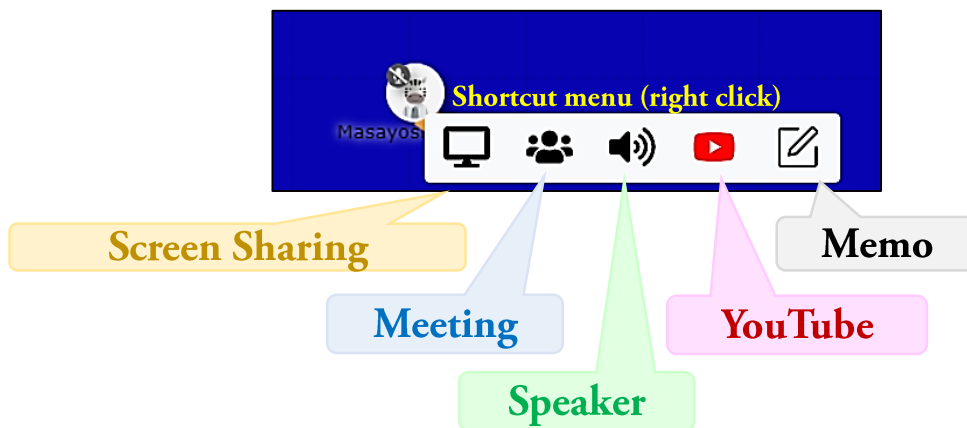


# Basic Rules of oVice

- **Indicate your name and affiliation on your avatar.** Also, if possible, **please use your face photo** for the avatar image so as to be recognized easily.
- The floor size is 32 x 60 grid.
- Maximum of four people can fit in one grid.
- **The voice range is effective within a circle of 4 grids in diameter.**
- The center of the circle is about 1 grid in front of you.
- The size of the sound depends on the distance among people or objects.



- **Objects for conversation (meeting/speaker)** can be placed.



- A wired connection to this object allows clear voice conversations regardless of distance. The **meeting** object also allows you to show your face.
- **Screen sharing** and **YouTube** objects can also be placed. This information is also displayed on the screen when you are within the range.
- **The effective area of the object is also a circle with a diameter of 4 grids**
- You can also set up a "conference room," a space that is isolated from others.

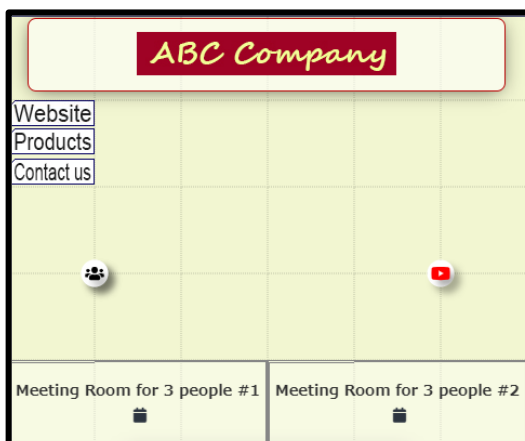


# oVice Exhibition Hall at MT27

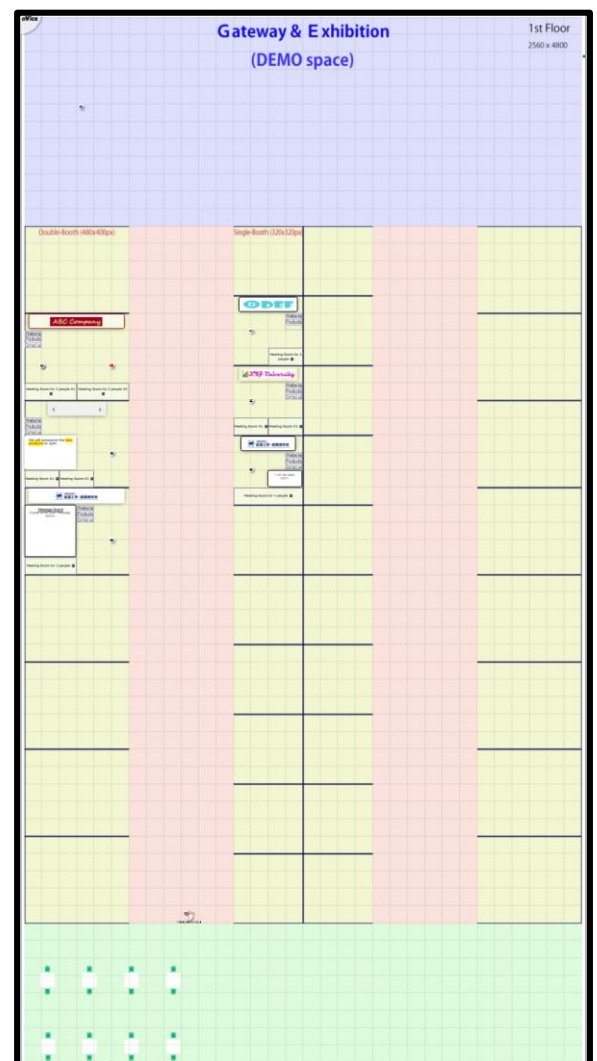
- **The exhibition hall is set up as a gateway to the poster session area.** Participants will move to the poster session area through this hall.
- **Place all exhibition booths on this virtual floor.**
- **Single Booth size is 4 x 4 grid.**  
Double Booth size is **6 x 5 grid.**
- **Up to four people can fit per a cell (1 x 1 grid).**
- An example of an exhibition hall configuration is shown in the figure below.  
In this example, 36 companies are assumed.  
The **upper part (blue)** is the entrance, and the **lower part (green)** is the link to the poster session floors and free conversation space.



Single Booth (4x4 grid)



Double Booth (6x5 grid)



Overall bird's eye view (32 x 60 grid)



# Configuration and Specifications of Each Booth in the Exhibition Hall

## Signboards (Corporate Logos)

- The maximum size is 1 × 6 grid (D Booth)/ 1 × 4 grid (S Booth)

## Menu Icon

- An icon is placed on the screen. When clicked, a window will open to present the information\*.

## Meeting Room

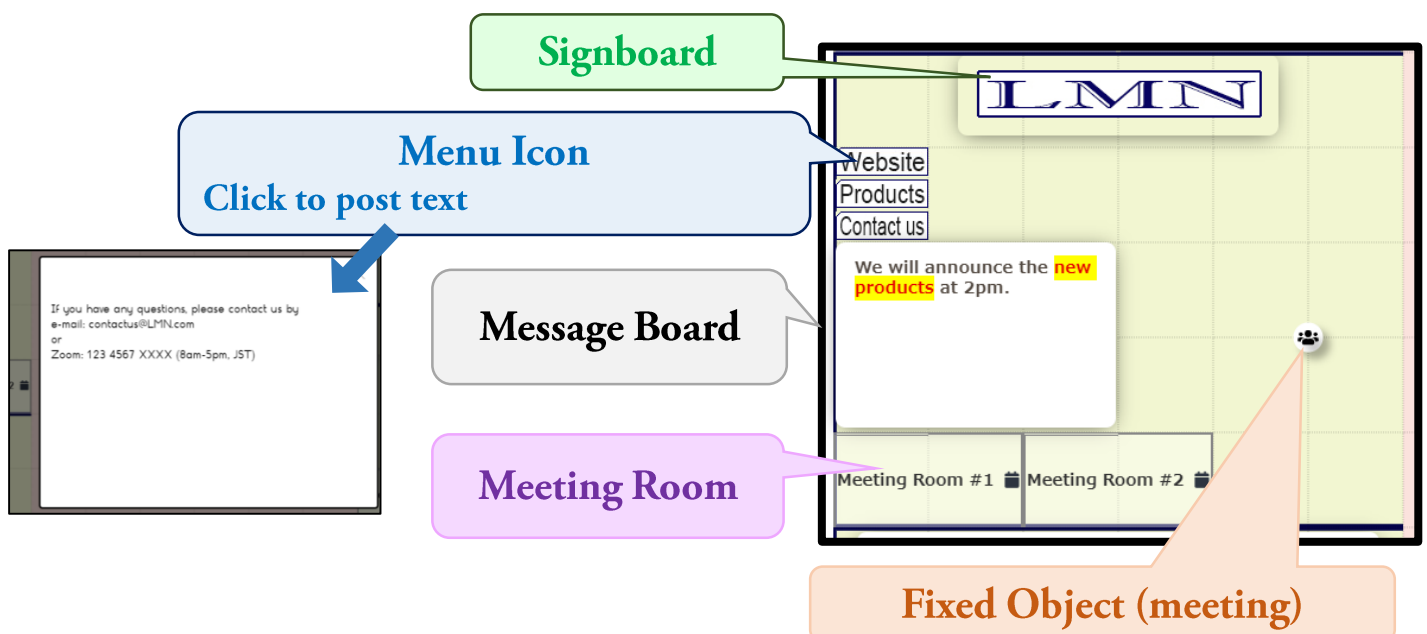
- The maximum capacity is 6 people (D Booth) / 4 people (S Booth).

## Object

- Set up objects for meetings and YouTube distributions.

## Message Board

- An editable message board can also be installed (fixed size)\*.



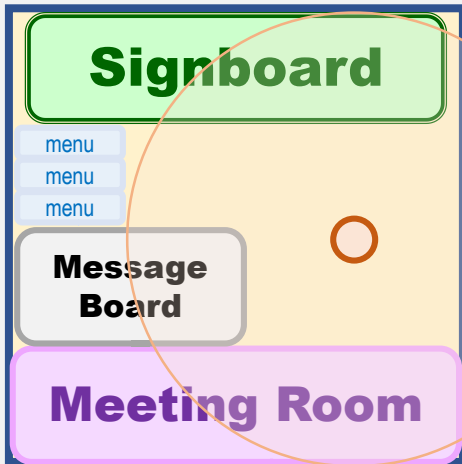


# Configuration and Specifications of Each Booth in the Exhibition Hall

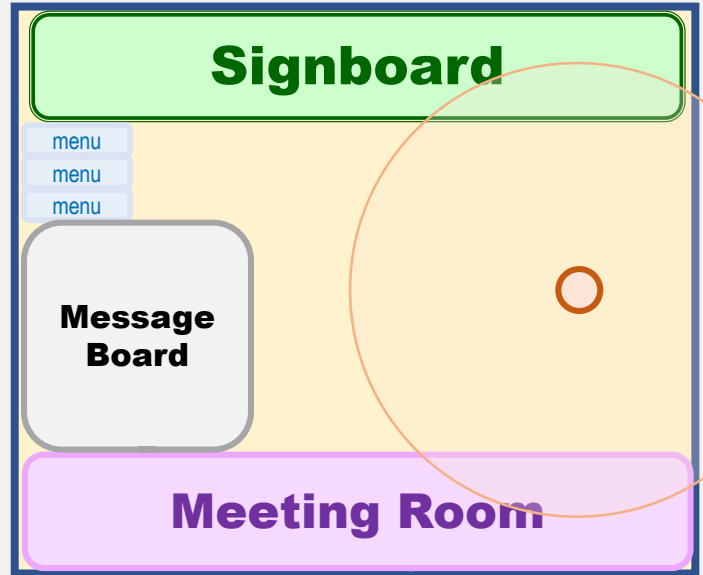
## Single Booth

## Double Booth

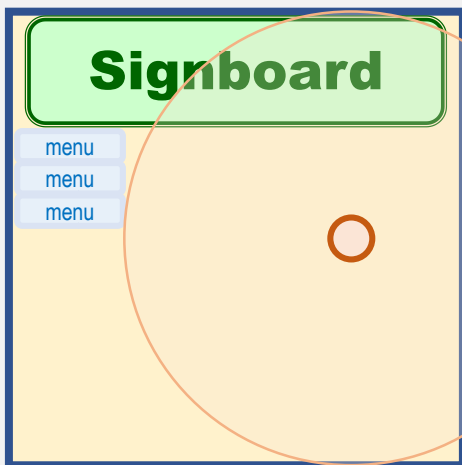
S-A)



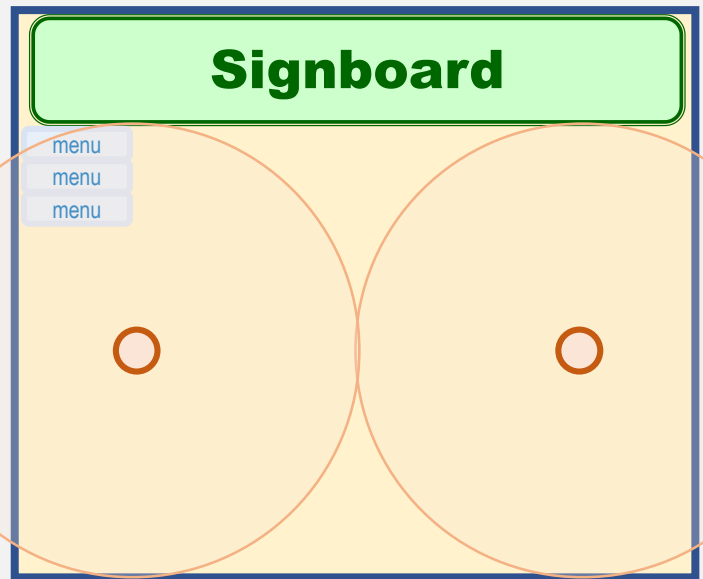
D-A)



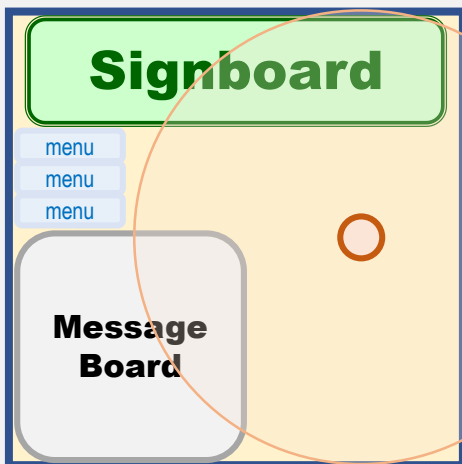
S-B)



D-B)



S-C)



D-C)

